



2017-2018 IUPUI JAGUARS BASKETBALL

IUPUI

SCHEDULE/RESULTS (2-2, 0-0 HORIZON)

Date	Opponent	Result/Time
Nov. 3	# Carroll Univ.	W, 65-56
Nov. 11	at Bradley	L, 53-68
Nov. 13	Anderson	W, 75-43
Nov. 17	at Eastern Illinois	L, 79-80
Nov. 21	Morehead State	W, 67-61
Nov. 28	at Western Illinois	8:00 pm
Dec. 2	at Ball State	2:00 pm
Dec. 6	SIUE	7:00 pm
Dec. 10	at Purdue	7:00 pm
Dec. 16	at Washington State	6:00 pm
Dec. 18	at Gonzaga	9:00 pm
Dec. 22	IU Kokomo	12:00 pm
Dec. 28	*at Northern Kentucky	7:30 pm
Dec. 30	*at Wright State	4:00 pm
Jan. 2	*at Green Bay	8:00 pm
Jan. 4	*UIC	7:00 pm
Jan. 10	*Milwaukee	7:00 pm
Jan. 12	*Green Bay	7:00 pm
Jan. 16	*Detroit Mercy	7:00 pm
Jan. 18	*at Cleveland State	7:00 pm
Jan. 20	*at Youngstown State	7:00 pm
Jan. 27	*at UIC	4:00 pm
Feb. 2	*at Detroit Mercy	7:00 pm
Feb. 4	*at Oakland	12:00 pm
Feb. 8	*Cleveland State	7:00 pm
Feb. 10	*Youngstown State	1:00 pm
Feb. 16	*at Milwaukee	8:00 pm
Feb. 19	*Oakland	7:00 pm
Feb. 23	*Wright State	11:00 am
Feb. 25	*Northern Kentucky	1:00 pm
Mar. 2	HL Tourney (1st rd)	tba
Mar. 3	HL Tourney (2nd rd)	tba
Mar. 4	HL Tourney (3rd rd)	tba
Mar. 5	HL Semifinals	tba
Mar. 6	HL Championship	tba

denotes exhibition
* denotes Horizon League games
& denotes Horizon League Tournament games

MEDIA COVERAGE

TV: ESPN3
Video Stream: ESPN3
Radio: none
Live Stats: IUPUIJags.com
Twitter: @IUPUIJaguars / @IUPUIMensBball

MBB CONTACT

Ed Holdaway - IUPUI Assistant AD
Email: eholdawa@iupui.edu
Twitter: @EdHoldaway
Cell: 317-908-2645

'03 NCAA TOURNAMENT, 2010 CBI

IUPUI (2-2) at WESTERN ILLINOIS (4-1)

Tuesday, November 28, 2017 • 7:00 p.m. Central (8 pm Eastern) • Macomb, Ill. • Western Hall (5,139)



STAT BREAKDOWN

IUPUI (2-2)	Western Illinois (4-1)
68.5	PPG 76.2
63.0	Opp. PPG 56.8
46.4%	FG% 50.5%
41.0%	Opp. FG% 37.4%
34.0 (+2.0)	RPG (Margin) 39.0 (+9.2)
35.2%	3FG% 34.0%
72.6%	FT% 66.7%
15.0 (+1.3)	TO/G (Margin) 13.2 (+3.2)

SERIES BREAKDOWN

Overall	IUPUI leads 32-15
Gardner vs. WIU	4-2
in Macomb	12-12
in Indianapolis	17-3
neutral	3-0
Last Meeting	Jan. 28, 2017
Outcome	WIU 78, IUPUI 69 (Macomb, IL)
Streak	WIU has won 1

THE JAGUARS



PROBABLE STARTERS (based on last game)

No.	Name	Yr.	Pos.	Ht.	Hometown	PPG	RPG	APG	FG%	3FG%	FT%
1	T.J. Henderson	Jr.	G	6-0	Indianapolis, Ind.	10.3	3.3	3.5	.385	.357	.800
22	D.J. McCall	Jr.	G	6-6	Fort Wayne, Ind.	3.7	3.7	2.3	.444	.000	.500
25	Ron Patterson	Sr.	G	6-2	Indianapolis, Ind.	13.5	2.5	2.8	.455	.385	.800
24	Evan Hall	Jr.	F	6-7	Hindman, Ky.	10.0	4.3	1.0	.433	---	.500
45	Aaron Brennan	Sr.	F	6-6	Noblesville, Ind.	16.0	5.5	2.3	.574	.333	.667

OFF THE BENCH

0	Jaylen Minnett	Fr.	G	6-1	Terre Haute, Ind.	7.3	0.8	1.5	.474	.462	1.000
10	Nick Rogers	So.	G	6-1	Indianapolis, Ind.	0.0	2.0	2.0	.000	.000	.000
12	Chad Hudson	So.	G	5-11	Jeffersonville, Ind.	1.5	0.5	0.5	.000	.000	.750
31	Maurice Kirby	Gr.	F	6-9	Chandler, Ariz.	3.0	5.0	0.8	.417	---	.500
32	Elyjah Goss	R-Fr.	F	6-7	Bolingbrook, Ill.	4.5	5.5	0.3	.438	.000	1.000
35	Noah Thomas	So.	F/C	6-9	Lafayette, Ind.	4.0	4.0	0.0	1.000	---	1.000
40	Evan Borgman	R-Fr.	F	6-9	Batesville, Ind.	4.0	2.0	0.0	.667	.000	1.000

QUICK HITTERS

- Tonight marks head coach **Jason Gardner's** 100th career game at the helm of the program. He comes in at 39-60 as the Jaguars' head coach.
- IUPUI's 32 wins against Western Illinois are the most against any program in school history. IU-PUI won 19 straight meetings as league foes from February 2000 through March 2008. After losing a meeting in the 2008-09 season, IUPUI proceeded to win seven more meetings in a row.
- Since opening the season with six points and two boards in the loss at Bradley, senior **Aaron Brennan** is averaging 19.3 points, 6.7 rebounds and 2.3 assists per game while hitting 61 percent (25-of-41) from the field in three games since.
- IUPUI made the move to the Horizon League in the offseason after spending 19 years at the Division I level as a member of The Summit League. The Jaguars were picked to finish tenth in the league according to the preseason polls and no member of the Jaguars' roster earned preseason plaudits.
- The Jaguars graduated their top three players from a season ago in seniors **Darell Combs** (16.8 ppg, 63.3%), **Matt O'Leary** (13.9 ppg, 6.1 rpg, 68.3%) and **Kellon Thomas** (9.5 ppg, 90 FT%). All three started all 32 games last season and Combs and O'Leary are playing professionally overseas this season.
- The group of returners is keyed by seniors **Ron Patterson** (9.3 ppg, 62.3%) and **Aaron Brennan** (8.4 ppg, 3.5 rpg) and juniors **Evan Hall** (7.6 ppg, 58.9 FG%), **T.J. Henderson** (5.9 ppg) and **D.J. McCall** (4.8 ppg, 5.0 rpg).
- Gardner's team is expecting contributions from a crew of newcomers that includes Loyola-transfer **Maurice Kirby** (6-9, F), Toledo-transfer **Nick Rogers** (6-1, G), redshirt freshman **Elyjah Goss** (6-7, F) and true freshman **Jaylen Minnett** (6-1, G).

2017-2018 ROSTER

NUMERIC ROSTER

##	Name	Pos.	Ht.	Wt.	Yr.	Hometown/High School (Previous)
0	Jaylen Minnett	G	6-1	180	Fr.	Terre Haute, Ind./Terre Haute South
1	T.J. Henderson	G	6-0	160	Jr.	Indianapolis, Ind./Scecina
5	Camron Justice #	G	6-3	180	Jr.	Hindman, Ky./Knott County Central (Vanderbilt)
10	Nick Rogers	G	6-1	170	So.	Indianapolis, Ind./Traders Point Academy (Toledo)
12	Chad Hudson	G	5-11	175	So.	Jeffersonville, Ind./Jeffersonville / Don Bosco Prep
15	Ahmed Ismail #	C	7-1	260	Sr.	Cairo, Egypt/Nakhas Zagazig (Manhattan)
22	D.J. McCall	G	6-6	190	Jr.	Fort Wayne, Ind./Concordia Lutheran
24	Evan Hall	F	6-7	200	Jr.	Hindman, Ky./Knott County Central
25	Ron Patterson	G	6-2	200	Sr.	Indianapolis, Ind./Broad Ripple (Syracuse)
31	Maurice Kirby	F	6-9	240	Gr.	Chandler, Ariz./Basha (Loyola [Ill.])
32	Elyjah Goss	F	6-7	190	R-Fr.	Bolingbrook, Ill./Plainfield East
35	Noah Thomas	F/C	6-9	235	So.	Lafayette, Ind./Bridgton [Maine] Academy
40	Evan Borgman	F	6-9	205	R-Fr.	Batesville, Ind./Jac-Cen-Del
45	Aaron Brennan	F	6-6	225	Sr.	Noblesville, Ind./Guerin Catholic

will sit out the 2017-18 season as a Division I transfer; ^ expected to redshirt the 2017-18 season

COACHING STAFF

Head Coach:	Jason Gardner
Alma Mater:	Arizona, '11
Career Record:	(39-60; 4th season)
IUPUI Record:	(39-60; 4th season)
Conference Record:	(22-26; 4th season)
Associate Head Coach:	Matt Crenshaw
Alma Mater:	IUPUI, '04
Assistant Coach:	Roy Hairston
Alma Mater:	Purdue, '97
Assistant Coach:	Matt Bringman
Alma Mater:	Palm Beach Atlantic, '06
Senior Advisor:	Andy Fagan
Alma Mater:	Indiana, '01
Strength Coach:	Jason Quarles
Alma Mater:	IUPUI, '12

PRONUNCIATION GUIDE

Jaylen MINNETT	(min- NET)
ELYJAH Goss	(uh-lye- JUH)

RADIO / TV ROSTER



#0 - JAYLEN MINNETT
6-1 // Fr. // G
Terre Haute, Ind.



#1 - T.J. HENDERSON
6-0 // So. // G
Indianapolis, Ind.




#10 - NICK ROGERS
6-1 // So. // G
Indianapolis, Ind.



#12 - CHAD HUDSON
5-11 // So. // G
Jeffersonville, Ind.



#22 - D.J. McCALL
6-6 // Jr. // G
Fort Wayne, Ind.



#24 - EVAN HALL
6-7 // Jr. // F
Hindman, Ky.




#25 - RON PATTERSON
6-2 // Sr. // G
Indianapolis, Ind.



#31 - MAURICE KIRBY
6-9 // Gr. // F
Chandler, Ariz.



#32 - ELYJAH GOSS
6-7 // R-Fr. // F
Bolingbrook, Ill.



#35 - NOAH THOMAS
6-9 // So. // F/C
Lafayette, Ind.



#40 - EVAN BORGMAN
6-9 // R-Fr. // F
Batesville, Ind.



#45 - AARON BRENNAN
6-6 // Sr. // F
Noblesville, Ind.

POLLS

HORIZON LEAGUE

ASSOCIATED PRES

Week 4 (Nov. 27)

Rank	Team (1st)
1	Duke (65)
2	Kansas
3	Michigan State
4	Villanova
5	Notre Dame
6	Florida
7	Kentucky
8	Wichita State
9	Texas A&M
10	Miami
11	Cincinnati
12	Minnesota
13	North Carolina
14	USC
15	Gonzaga
16	Baylor
17	Louisville
18	Virginia
19	West Virginia
20	Arizona State
21	Xavier
22	Texas Tech
23	TCU
24	Alabama
25	Creighton

COACHES

Week 4 (Nov. 27)

Rank	Team (1st)
1	Duke (30)
2	Kansas (1)
3	Michigan State
4	Villanova
5	Notre Dame
6	Florida
7	Kentucky
8	Wichita State
9	Cincinnati
10	Texas A&M
11	North Carolina
12	Minnesota
13	Miami
14	Gonzaga
15	Virginia
16	Baylor
17	Louisville
18	USC
19	West Virginia
20	Xavier
21	Arizona State
22	Texas Tech
23	Creighton
24	Seton Hall
25	UCLA

MID-MAJOR TOP 25

November 20

Rk	Team (1st)	Record	Pts.	Prev.	Conf.
1.	Gonzaga (28)	3-0	771	1	West Coast
2.	Saint Mary's (3)	4-0	747	2	West Coast
3.	Vermont	3-1	705	3	America East
4.	UT Arlington	2-0	650	9	Sun Belt
5.	Charleston	2-1	624	4	Colonial
6.	Belmont	4-1	556	10	Ohio Valley
7.	Oakland	2-1	493	5	Horizon
8.	Albany	3-0	439	18	America East
9.	Georgia Southern	4-0	434	19	Sun Belt
10.	BYU	2-1	428	8	West Coast
11.	Northern Kentucky	4-1	420	11	Horizon
12.	Louisiana	3-1	402	14	Sun Belt
13.	FGCU	2-1	372	12	Atlantic Sun
14.	South Dakota State	3-1	286	13	Summit
15.	Harvard	2-2	281	6	Ivy League
16.	Mercer	4-2	265	16	Southern
17.	Loyola Chicago	4-0	230	NR	Missouri Valley
18.	Valparaiso	4-0	190	NR	Missouri Valley
19.	Furman	2-1	172	17	Southern
20.	Georgia State	2-1	151	20	Sun Belt
21.	Missouri State	2-2	145	15	Missouri Valley
22.	Eastern Michigan	4-0	122	NR	Mid-American
23.	Buffalo	2-0	115	NR	Mid-American
24.	Toledo	3-0	109	NR	Mid-American
25.	Grand Canyon	3-0	88	NR	Western Athletic

HORIZON LEAGUE STANDINGS

through Nov. 26

Team	Overall (Pct.)	HL (Pct.)
Detroit Mercy	4-2 (.667)	0-0 (.000)
Milwaukee	4-2 (.667)	0-0 (.000)
Northern Kentucky	4-2 (.667)	0-0 (.000)
Wright State	4-3 (.571)	0-0 (.000)
Green Bay	2-2 (.500)	0-0 (.000)
IUPUI	2-2 (.500)	0-0 (.000)
Youngstown State	2-2 (.500)	0-0 (.000)
Oakland	2-3 (.400)	0-0 (.000)
UIC	2-3 (.400)	0-0 (.000)
Cleveland State	1-4 (.200)	0-0 (.000)

UPCOMING SCHEDULE

Date	Game	Time
11/27	Stetson at Green Bay	7pm
	Oakland at Oral Roberts	8pm
11/28	Detroit Mercy at Fort Wayne	7pm
	IUPUI at Western Illinois	8pm
11/29	Arkansas State at Cleveland State	7pm
	Robert Morris at Y'town State	7pm
	UIC at Troy	7pm
	Berea (Ky.) College at Northern Ky.	7pm
	Milwaukee at Northern Illinois	8:30pm
11/30	Texas Southern at Oakland	7pm
12/2	Green Bay at Belmont	1pm
	IUPUI at Ball State	2pm
	Wright State at Western Kentucky	5pm
	Oakland at Western Michigan	tba
	Y'town State at DePaul	tba
	Cleveland State at Kent State	tba
	Montana State at Milwaukee	3pm
	UIC at Loyola (Ill.)	3pm
	Morehead State at Northern Ky.	7pm
12/3	Detroit Mercy at UCLA	9pm
12/5	Milwaukee at Jacksonville	7pm
	Ohio Valley at Wright State	7pm
12/6	Oakland at Eastern Michigan	7pm
	SIUE at IUPUI	7pm
	Eastern Illinois at Green Bay	7pm
	Cleveland State at Western Mich.	7pm
	Toledo at Detroit Mercy	7pm
	Northern Kentucky at ETSU	7pm
12/9	Chicago State at Oakland	3pm
	Green Bay at Missouri	8pm
	DePaul at UIC	tba
	Youngstown State at Butler	tba
	Western Michigan at Detroit Mercy	2pm
	Kent State at Wright State	3pm
	Milwaukee at Western Illinois	8pm
12/10	Notre Dame (Ohio) at Cleveland St.	2pm
	IUPUI at Purdue	7pm
	Eastern Kentucky at N. Kentucky	6pm
12/12	Green Bay at Indiana State	6pm
12/13	Milwaukee at Belmont	6:30pm

IUPUI IN HORIZON LEAGUE STATS

as of Nov. 26 [denotes NCAA ranking]

Category	HL [Nat Rk.]	Stat
Scoring	7th	68.5 ppg
Scoring Defense	3rd	63.0 ppg
Scoring Margin	5th	+5.5 ppg
Free Throw %	6th	72.6%
Field Goal %	3rd	46.4%
Field Goal % Def	3rd	41.0%
3Pt Field Goal %	2nd	35.2%
3Pt Field Goal % Def	8th	35.3%
Rebounding Offense	9th	34.0 rpg
Rebounding Defense	3rd	32.0 rpg
Rebounding Margin	5th	+2.0 rpg
Blocked Shots	5th	3.0 bpg
Assists	5th	14.3 apg
Steals	6th	6.3 spg
Turnover Margin	6th	+1.25/game
Assist/TO Ratio	4th	0.95 a/to
Offensive Rebounds	6th	10.5 rpg
Defensive Rebounds	10th	23.5 rpg
3Pt Field Goals Made	9th	6.3/game
Home Attendance	10th	1,093/game

Player Horizon [Natl Rk.] Stat

Aaron Brennan		
FG%	3rd [90th]	57.4%
Scoring	5th	16.0 ppg
Rebounding	t-16th	5.5 rpg

Elyjah Goss		
Blocked Shots	14th	0.8 bpg
Rebounding	t-16th	5.5 rpg

T.J. Henderson		
Assists	t-8th	3.5 apg
Steals	t-9th	1.5 spg
A/TO Ratio	10th	1.1 a/to
Minutes	11th	31.5 mpg
FT%	12th	80.0%

Ron Patterson		
3FG%	4th	38.5%
3FG/Gm.	4th	2.5/game
Minutes	5th	33.8 mpg
FG%	8th	45.5%
Steals	t-9th	1.5 spg
Scoring	13th	13.5 ppg
Assists	14th	2.8 apg

SERIES HISTORY

WESTERN ILLINOIS (32-15)

Date	Loc	Score	W/L
2-4-75	A	65-82	L
1-20-76	A	87-98	L
1-5-78	H	77-74	W
2-18-78	A	71-97	L
2-1-79	A	73-103	L
1-31-80	A	74-95	L
1-9-99	H	62-57	W
2-13-99	A	77-84	L
1-15-00	A	60-61	L
2-19-00	H	68-58	W
2-12-01	H	85-63	W
2-24-01	A	72-60	W
1-26-02	H	59-58	W
2-21-02	A	81-77	W
1-25-03	H	76-62	W
2-20-03	A	75-59	W
3-9-03	N	75-51	W
1-3-04	H	89-82	W
2-26-04	A	75-61	W
1-13-05	H	61-54	W
2-7-05	A	66-63	W
3-6-05	N	70-62	W
1-26-06	A	63-57	W
2-6-06	H	66-59	W
1-11-07	A	68-55	W
2-10-07	H	69-47	W
12-8-07	A	64-47	W
3-1-08	H	72-54	W
12-6-08	H	48-58	L
2-28-09	A	71-66	W
1-9-10	H	67-54	W
2-6-10	A	70-42	W
3-6-10	N	77-68	W
12-30-10	H	70-55	W
1-29-11	A	56-45	W
12-30-11	H	75-68	W
1-28-12	A	55-57	L
1-5-13	A	53-57	L
2-2-13	H	59-68	L
1-30-14	H	54-69	L
3-1-14	A	70-75	L
1-30-15	A	59-63	L
2-26-15	H	71-66	W
1-9-16	A	67-60	W
1-29-16	H	69-67	W
12-31-16	H	89-71	W
1-28-17	A	69-78	L

NEWS, NOTES & STORYLINES

SEE AB

Senior **Aaron Brennan** has been on a tear to open the season, averaging 19.3 points and 6.7 rebounds per game the past three games. Included in that stretch was a career-high 25 points (12-17 FG, 1-3 3's) at Eastern Illinois on Nov. 17.

Brennan is fourth in the Horizon League in field goal percentage at 57.4 percent, which also puts him among the top 100 nationally.

JUST A MINNETT

With the IUPUI offense struggling in the second half of last week's win over Morehead State, it was freshman **Jaylen Minnett** who stepped up and made plays in the final 10 minutes to help secure the victory.

Minnett hit a key three and was fouled on a three-point attempt with just under four minutes to play, before proceeding to make all three tries to push the lead back to eight. The Terre Haute-native also had key assists to **Evan Hall** and **Elyjah Goss** in the second half. Minnett finishes with a career-high 11 points in just 19 minutes, hitting 3-of-4 field goal attempts.

ROGERS DEBUTS

Sophomore guard **Nick Rogers** made his IUPUI debut against Morehead State last Tuesday, registering two rebounds and two assists in 19 minutes. Rogers never played more than 17 minutes in a game during his lone year at Toledo.

WITH A WIN...

It would mark the best start ever for a Coach Gardner coached team. The Jags have started 2-2 in each of Gardner's first three seasons, but proceeded to lose game No. 5 on all three occasions.

A victory would put IUPUI over .500 for the first time since opening 1-0 last season with the win at Indiana State.

FIVE KEY NUMBERS

Below are five key numbers from the Jaguars' win over Morehead State.

11: Junior **T.J. Henderson** tallied 11 points in just two shot attempts against the Eagles, going 8-of-10 from the free throw line

17: Points scored from the IUPUI bench, paced by 11 from freshman **Jaylen Minnett**

9: Nine different players played at least 14 minutes against Morehead State; only Brennan and Patterson played more than 30

81.3%: Jags' free throw percentage in the second half (13-of-16) after hitting just 9-of-16 in the first half

4:39: Time it took for Morehead State to get on the board as IUPUI opened the game on a 9-0 run and never trailed

AT THE HORN

Winning games at the horn has been a staple of head coach **Jason Gardner**'s squads. So when IUPUI failed to get a shot off at the buzzer in Friday's 80-79 loss at Eastern Illinois, it was almost a surprise. Since Gardner took over, IUPUI has won four games in the closing seconds, including two as time expired:

P.J. Boutte 15' floater at the horn vs. Ball State (71-69 / Nov. 22, 2014)

Marcellus Barksdale layup at the horn at IPFW (84-82 / Jan. 23, 2016)

Jordan Pickett wing 3 with :02 vs. NDSU (73-72 / Jan. 31, 2016)

Darell Combs wing J with :01.5 vs. SDSU (85-83 / Jan. 18, 2017)

FRESH STARTS

In the season opener at Bradley, true freshman **Jaylen Minnett** became the first IUPUI true rookie to start his debut since **Alex Young** did so against Northeastern in 2008.

Minnett had five points, two boards and an assist in his IUPUI debut.

JAGS GET DEFENSIVE

While head coach **Jason Gardner** has preached defense in the preseason, the win over Anderson was especially impressive in that IUPUI held the Ravens to just 43 points. The 43 were the fewest by a foe since Gardner took over the program and just the second time an IUPUI opponent tallied less than 50 in the Gardner-era (49 vs. Denver on Jan. 10, 2015).

The 43 points allowed was the lowest total by an IUPUI opponent since holding Western Illinois to 42 on Feb. 6, 2010.

CUPBOARD CHECK

IUPUI brings back seven returners from last season, five of whom saw meaningful minutes. Below is a rundown of the Jaguars' top statistical returners, along with some key numbers.

Stat (% Returning): Top Returners

Scoring (45.8%): Patterson (9.3), Brennan (8.4)

Rebounding (56.9%): Hall (5.2), McCall (5.0)

Assists (45.3%): Patterson (6.4), Henderson (5.2)

Minutes (50.2%): Patterson (23.7), McCall (21.2)

FGM (47.3%): Patterson (107), Brennan (102)

3FGM (43.4%): Patterson (62), Henderson (30)

FTM (34.3%): McCall (45), Brennan (39)

Blocks (69.0%): Hall (24), Patterson (13)

Steals (60.4%): Patterson (44), Henderson (32)

9-TO-14

Head Coach **Jason Gardner** has insisted throughout the preseason that his team will likely be led by a group of players that'll average anywhere from 9-14 points per game, as opposed to a runaway leader like Combs was last season at 16.8 points per game.

So far, he's been on point as IUPUI's top four scorers (Patterson, Brennan, Hall & Henderson) are all averaging between 10-16 points per game.

ONLY 1

Through the season's first four games, only one IUPUI player has scored in double-digits in both games - junior **T.J. Henderson**.

Brennan was held to six points in the opener due to foul trouble and Patterson tallied just nine in the win over Anderson. IUPUI's other double-digit scorer, **Evan Hall**, missed the Anderson game due to injury.

FULL STRENGTH

The Morehead State game was the first time all season the Jags have been at full strength. **Evan Hall**, **D.J. McCall** and **Nick Rogers** all missed time in the season's first three games.

GRADS

The IUPUI roster boasts a pair of graduates this season as **Maurice Kirby** completed his degree at Loyola (Ill.) and is pursuing his master's in sports journalism. In addition, junior guard **D.J. McCall** completed his undergraduate work in three years and is now pursuing his master's degree at IUPUI.

TOUGH SLATE

The IUPUI squad has lined up a tough slate for the upcoming season, including facing a pair of preseason ranked teams on the road and two others that are receiving votes in the preseason polls. IUPUI will take on 2017 NCAA runner-up Gonzaga on Dec. 16, which comes in ranked No. 18/19 in the preseason polls. IUPUI will also play at Purdue on Dec. 10, which is ranked No. 20/21 in the preseason.

Other road tests include games at RV/-- Ball State on Dec. 2 and a Dec. 16 trip at Washington State.

IUPUI will take on three teams that earned preseason Mid-Major Top 25 rankings as Gonzaga tops the poll, Oakland checks in at No. 5 and Northern Kentucky is ranked No. 10 in the preseason poll.

TRENDING

When head coach **Jason Gardner** took over the IUPUI program prior to the 2014-15 season, he knew it was going to be a lengthy rebuild. The Jags were on the heels of back-to-back 6-26 seasons and 300+ RPI finishes. As expected, Gardner has had IUPUI steadily rising since his takeover:

	Record	Final RPI	Final Sagarin
2012-13:	6-26	329	332
2013-14:	6-26	322	332
2014-15:	10-21	257	278
2015-16:	13-19	191	226
2016-17:	14-18	217	202

SIXTH OLDEST

Unofficially, senior swingman **Ron Patterson** is the sixth-oldest player in all of college basketball this season and will turn 25 on Jan. 24 of this season. Here is a quick rundown of those older than him going into the season with their ages as of Nov. 10, 2017:

Josh Boutte (Sam Houston St.); 25 years, 307 days

Gibson Johnson (Hawaii'i); 25 years, 273 days

Zach Nelson (Utah Valley); 25 years, 143 days

Isaac Neilson (Utah Valley); 24 years, 352 days

Kyle Brown (Cornell); 24 years, 345 days

Ron Patterson (IUPUI); 24 years, 296 days

HOOSIER MADE

IUPUI has the second-most Indiana-natives of any team in the country with nine, trailing only Ball State. Of the nine Indiana natives, four are from the Indianapolis-area in **Aaron Brennan**, **T.J. Henderson**, **Ron Patterson** and **Nick Rogers**.

NEW LEAGUE, OLD RIVALS

Although IUPUI will be in year one of Horizon League play, that doesn't mean there won't be some recognizable foes in league play.

The most recognizable will be longtime Mid-Con/Summit foe Oakland University, which IUPUI played 36 times between 1998 and 2013 as league foes. Oakland leads the all-time series 25-16, which includes five meetings in the mid-/late 70's.

NEWS, NOTES & STORYLINES (CONT.)

Another former league foe in the Horizon League is Youngstown State, which IUPUI played six times from 1999-2001 before the Penguins moved leagues. YSU is 8-1 all-time against IUPUI, which includes three meetings from the mid-/late 70's.

Another familiar face is Wright State head coach Scott Nagy, who was the longtime leader of the South Dakota State program before taking over the Raiders a couple seasons ago. While at the helm of the SDSU program, Nagy was 13-7 against the Jaguars.

JUNGLE BOOGIE

The Dec. 22 game will be a throwback of sorts for the IUPUI basketball program as the Jaguars will host IU Kokomo in the on-campus facility. It'll mark the first time under Gardner that IUPUI has played on campus and the first time since Feb. 22, 2014 that the Jaguars have played in The Jungle.

BRING 'EM ON

IUPUI added a new assistant coach in the offseason as **Matt Bringman** joined the Jaguars' staff, replacing Scott Gillespie. Bringman came to IUPUI from South Plains (Texas) College where he helped the Texans to a two-year record of 53-11 and 28-4 in conference play. South Plains was third in the 2017 NJCAA National Championships in Hutchinson, Kan.

Bringman helped a number of players on to Division I opportunities, including Jordan Brangers (Western Kentucky), Raquan Mitchell (Colorado State), Shawntrez Davis (Nevada) and Josh Webster (Texas Tech).

OVERSEAS ADVENTURES

IUPUI's top two players from a season ago - seniors **Darell Combs** and **Matt O'Leary** - are both continuing their playing careers overseas this winter.

Combs inked a deal in early September to play for the Roseto Sharks in Italy's second division. Combs had an NBA workout with the Washington Wizards before ultimately seeking employment overseas.

O'Leary signed in late July to continue his career with Penas Huesca in the LEB Gold - Spain. LEB Gold is the the second division in Spain and known as one of the top leagues in Europe.

In addition, former Jaguars **Alex Young** and **Robert Glenn** are also continuing to play overseas.

ON THE SIDELINES

IUPUI has two Division I-transfers sitting out this season in senior center **Ahmed Ismail** (Manhattan) and junior guard **Camron Justice** (Vanderbilt).

Ismail has one season remaining and averaged 3.9 points and 4.8 rebounds per game as a junior at Manhattan. The 7-foot-1 native of Egypt blocked a team-high 32 shots last season and started 19 games for the Jaspers.

Justice, a high school teammates of **Evan Hall**, was the 2015 Kentucky Mr. Basketball selection and appeared in 33 games at Vanderbilt. The 6-foot-3 sharpshooter shot 38.9 percent from deep as a true freshman, averaging 3.4 points per contest for the Commodores. However, he barely played for Bryce Drew and the new coaching staff, opting to transfer to rejoin Hall.

NEW SIGNEES

IUPUI inked a pair at the start of the fall signing period, adding size in 6-foot-7 **Jack Hansen** (Noblesville, Ind./Guerin Catholic) and 6-foot-10 **Brandon Kenyon** (Caledonia, Ontario/RISE Prep).

Hansen played AAU with Team Blaze Select and was Gardner's first commitment of the 2018 class and chose IUPUI over interest from Valpo, Indiana State and Wright State. He averaged 19 points and nine rebounds per game as a junior and is among the state's top players heading into this season.

Kenyon played AAU with UPLAY Canada and excelled on the Nike EYBL circuit last summer. His UPLAY squad boasts Florida, Central Arkansas and Loyola signees while The RISE Prep program is expected to be among the best in the Ontario Scholastic Basketball Association (OSBA).

BROADCAST INFORMATION

Virtually every IUPUI game will be seen on ESPN3 this season, which includes all 18 Horizon League games. The Jaguars will also make at least seven appearances on ESPN3 during the non-league portion of the schedule.

For home games, the veteran crew of Greg Rakestraw (pxp) and IUPUI Hall of Famer Bob Lovell (analyst) will be on the call.

UNIVERSITY QUICK FACTS

Location	Indianapolis, Ind.
Founded	1969
Nickname	Jaguars
Colors	Red, gold & black
Enrollment	30,690
Affiliation	NCAA Division I
Conference	The Horizon League
Home Facility (Cap.)	Indiana Farmers Coliseum (6,800)
Chancellor	Dr. Nasser Paydar
Athletics Director	Dr. Roderick Perry
Website	www.IUPUIJags.com
Twitter	@IUPUIJaguars
Athletics Phone	(317) 278-5247
Mailing Address	1000 Waterway Blvd. Indianapolis, IN 46202

BASKETBALL HISTORY

First Yr. of basketball	1972
Seasons of basketball	46th
Seasons of Division I basketball	20th
Division I (1998-pres.) Record	248-266 (.481)
NCAA Appearances	1
Last NCAA Appearance	2003
Last Postseason Appearance	2010 (CBI - Second Round)

UNIVERSITY NOTES

ABOUT THE UNIVERSITY

IUPUI is a public research university located in downtown Indianapolis that is the result of a merger of the Purdue Indianapolis Extension Center (1946) and Indiana University Indianapolis (1916). The merger was completed in 1969 and athletics began in 1972.

The university offers more than 200 degree programs and boasts an enrollment over 30,000 (22,000 undergrad and 8,000 postgrad). The university also boasts an endowment of more than \$850 million.

The university is ranked among the Top 200 "National Universities" and ranked 7th for "Up and Coming Schools." U.S. News has ranked IUPUI among the nation's elite for 13 straight years.

ATHLETIC PROWESS

IUPUI was a primary beneficiary of the 1987 Pan-American Games in Indianapolis and continues to boast some world renowned facilities.

The IU Natatorium is located on the IUPUI campus and is among the best swimming & diving facilities in the world. It has hosted the U.S. Olympic Team Trials four different times and and 12 NCAA National Championship meets. In addition, the 2017 World Juniors were held at IUPUI and 16 world records have been set in the Natatorium water.

Adjacent west is the Michael A. Carroll Track & Soccer Stadium which has hosted several USA Outdoor Track & Field Championships and NCAA Championships, along with the 1988 US Olympic Trials. Florence Griffith-Joyner set the 100m world record of 10.49 on the track.

In basketball circles, IUPUI is best known as the long-time host of the Nike All-American Camp, which was held on campus for two decades. The nation's top prep players and coaches from every level converged on campus for two weeks each summer in what was considered the elite college recruiting event of the year. Alum included LeBron James, Chris Webber, Allen Iverson, Kevin Garnett, Jason Kidd and Paul Pierce, among many others.

GEORGE HILL

IUPUI's best known basketball alum is current NBAer **George Hill**, who is in his tenth year in the league this season. Hill was originally drafted by the San Antonio Spurs (1st rd., 26th overall) in 2008.

He's played for the Spurs (2008-11), Indiana Pacers (2011-16), and Utah Jazz (2016-17) before signing with the Sacramento Kings this offseason. Hill has played in more than 600 games and made nearly 400 starts in his NBA career.

JAGS RETURNERS VS. WESTERN ILLINOIS (sorted by ppg)

Name	GP-S	MPG	PPG	RPG	APG	FG	3FG	FT	HI
Aaron Brennan	6-2	20.0	5.3	4.2	0.8	10-28	2-4	10-13	12
Evan Hall	3-3	20.0	4.7	5.7	0.7	5-14	0-0	4-5	8
T.J. Henderson	4-0	13.3	3.8	1.5	0.8	4-12	0-4	7-7	7
D.J. McCall	4-4	21.5	1.8	5.0	0.5	4-21	0-4	0-2	4
Chad Hudson	1-0	1.0	0.0	0.0	0.0	0-0	0-0	0-0	0

2017-2018 MISCELLANEOUS STATISTICS

IUPUI'S RECORD WHEN...

	'17-18 Overall	2018 HL	Under Gardner
Home:	2-0	0-0	23-14
Away:	0-2	0-0	15-42
Neutral:	0-0	0-0	1-4
Overtime:	0-0	0-0	4-6
Lead @ Halftime:	2-1	0-0	31-10
Trail @ Halftime:	0-1	0-0	6-47
Tied @ Halftime:	0-0	0-0	2-3
Leading w/ 5:00 left:	2-0	0-0	32-4
Trailing w/ 5:00 left:	0-1	0-0	3-52
Tied w/ 5:00 left:	0-1	0-0	4-4
Shooting 50% or better:	1-1	0-0	19-2
Shooting 40-50%:	1-0	0-0	19-28
Shooting less than 40%:	0-1	0-0	1-30
Shooting better % than opp.	2-1	0-0	36-8
Shooting worse % than opp.	0-1	0-0	3-52
Scoring less than 60:	0-1	0-0	3-23
Score 60-69 pts:	1-0	0-0	5-20
Score 70-79 pts:	1-1	0-0	14-12
Score 80-89 pts:	0-0	0-0	14-5
Score 90+ pts:	0-0	0-0	3-0
Opp. scores less than 60:	1-0	0-0	8-5
Opp. scores 60-69 pts:	1-1	0-0	15-13
Opp. scores 70-79 pts:	0-0	0-0	8-21
Opp. scores 80-89 pts:	0-1	0-0	8-13
Opp. scores 90+ pts:	0-0	0-0	0-8
Commit less TO than opp.	2-1	0-0	21-23
Commit more TO than opp.	0-1	0-0	18-34
Commit same TO as opp.	0-0	0-0	0-3
Outrebound opponent:	1-1	0-0	24-17
Outrebounded:	0-1	0-0	13-41
Rebounding is equal:	1-0	0-0	2-2
Bench outscores opp.:	2-0	0-0	34-31
Bench is outscored:	0-2	0-0	5-25
Bench scoring is equal:	0-0	0-0	0-4
Hit more FT than opp.:	1-1	0-0	24-9
Hit less FT than opp.:	1-1	0-0	14-49
Hit same FT as opp.:	0-0	0-0	1-2
Hit more 3's than opp.:	1-0	0-0	18-21
Hit less 3's than opp.:	0-2	0-0	17-31
Hit same 3's as opp.:	1-0	0-0	4-8
Decided by 5 pts or less:	0-1	0-0	17-15
Decided by 6-10 points:	1-0	0-0	5-18
Decided by 10+ points:	1-1	0-0	17-27
In home whites:	2-0	0-0	24-14
In road blacks:	0-0	0-0	2-15
In road reds:	0-2	0-0	13-31
7 in double-digits:	0-0	0-0	1-0
6 in double-digits:	0-0	0-0	1-0
5 in double-digits:	0-0	0-0	5-3
4 in double-digits:	1-1	0-0	12-8
3 in double-digits:	0-1	0-0	10-17
2 in double-digits:	1-0	0-0	8-26
1 in double-digits:	0-0	0-0	2-4
0 in double-digits:	0-0	0-0	0-2
On Mondays:	1-0	0-0	2-7
On Tuesdays:	1-0	0-0	1-9
On Wednesdays:	0-0	0-0	6-8
On Thursdays:	0-0	0-0	3-9
On Fridays:	0-1	0-0	4-5
On Saturdays:	0-1	0-0	19-19
On Sundays:	0-0	0-0	4-4
In November:	2-2	0-0	8-16
In December:	0-0	0-0	9-15
In January:	0-0	0-0	13-12
In February:	0-0	0-0	8-14
In March:	0-0	0-0	1-3

TIMES LED

Player	TIMES LED					GAMES WITH								TOTAL	
	Pts.	Reb.	Ast.	Stl.	Blk.	10+ Pts.	20+ Pts.	10+ Reb.	3+ Ast.	3+ Blk.	3+ Stl.	3+ 3's		Dunks	Dbl-Dbls
0-Minnett	0/0	0/0	0/0	0/0	0/0	1/1	0/0	0/0	0/0	0/0	0/0	0/0		0/0	0/0
1-Henderson	0/3	0/1	2/9	2/20	0/4	4/17	0/0	0/0	4/13	0/0	1/5	0/4		0/2	0/0
10-Rogers	0/0	0/0	0/0	0/0	0/0	0/0	0/0	0/0	0/0	0/0	0/0	0/0		0/0	0/0
12-Hudson	0/0	0/0	0/0	0/0	0/0	0/0	0/0	0/0	0/0	0/0	0/0	0/0		0/0	0/0
22-McCall	0/4	0/9	2/10	1/13	1/6	0/7	0/1	0/3	2/11	0/0	0/1	0/1		1/12	0/0
24-Hall	0/2	1/13	0/1	0/5	1/18	2/15	0/1	0/3	0/3	0/3	0/0	0/0		0/10	0/2
25-Patterson	1/7	0/0	1/8	1/14	1/7	3/21	0/0	0/0	2/11	0/0	0/5	2/12		1/10	0/0
31-Kirby	0/0	0/0	0/0	0/0	0/0	0/0	0/0	0/0	0/0	0/0	0/0	0/0		0/0	0/0
32-Goss	0/0	1/1	0/0	0/0	1/1	0/0	0/0	1/1	0/0	1/1	0/0	0/0		2/2	0/0
35-Thomas	0/0	0/0	0/0	0/0	0/0	0/0	0/0	0/0	0/0	0/0	0/0	0/0		0/0	0/0
40-Borgman	0/0	0/0	0/0	0/0	0/0	0/0	0/0	0/0	0/0	0/0	0/0	0/0		1/1	0/0
45-Brennan	3/7	2/4	0/5	0/10	0/16	3/21	1/1	0/1	1/5	0/1	0/3	0/1		0/4	0/1

totals listed by season/career

SPECIALTY STATS (IUPUI/OPP)

PP = Points in the Paint; POT = Points off Turnover; 2nd = 2nd Chance Points; BP = Bench Points

Opponent	Result	PP	POT	2nd	BP	Largest Lead	Largest Deficit	Lead Changes	Ties
# Carroll University	W, 65-56	34/20	32/4	14/15	14/15	14	5	6	4
at Bradley	L, 53-68	18/20	13/13	14/10	5/34	3	18	3	1
Anderson University	W, 75-43	38/18	27/12	12/5	24/11	33	-	0	0
at Eastern Illinois	L, 79-80	42/33	11/19	9/12	4/20	7	3	9	13
Morehead State	W, 67-61	24/30	16/12	8/6	17/8	11	-	0	1
at Western Illinois									
at Ball State									
SIUE									
at Purdue									
at Washington State									
at Gonzaga									
IU Kokomo									
*at Northern Kentucky									
*at Wright State									
*at Green Bay									
*UIC									
*Milwaukee									
*Green Bay									
*Detroit Mercy									
*at Cleveland State									
*at Youngstown State									
*at UIC									
*at Detroit Mercy									
*at Oakland									
*Cleveland State									
*Youngstown State									
*at Milwaukee									
*Oakland									
*Wright State									
*Northern Kentucky									
HL Tourney (1st rd)									
HL Tourney (2nd rd)									
HL Tourney (3rd rd)									
HL Semifinals									
HL Finals									
Season Highs		42/33	27/19	14/12	24/34	33	18	9	13
Season Lows		18/18	11/12	8/5	4/8	-	-	-	-
Totals		122/101	67/56	43/33	50/73	-	-	12	15
Averages		30.5/25.3	16.8/14.0	10.8/8.3	12.5/18.3			3.0	3.8

WIN/LOSS MARGINS

Margin	W	L
1		
2		
3		1
4		
5		
6	1	
7		
8		
9		
10		
11-15		1
16-20		
21-30		
30+	1	

2017-2018 IUPUI STATISTICS

THE STAT CREW SYSTEM IUPUI Combined Team Statistics (as of Nov 21, 2017) All games



RECORD:	OVERALL	HOME	AWAY	NEUTRAL
ALL GAMES	2-2	2-0	0-2	0-0
CONFERENCE	0-0	0-0	0-0	0-0
NON-CONFERENCE	2-2	2-0	0-2	0-0

#	Player	gp-gs	min	avg	Total		3-Point		F-Throw		Rebounds						a	to	blk	stl	pts	avg
					fg-fga	fg%	3fg-fga	3fg%	ft-fa	ft%	off	def	tot	avg	pf	dq						
45	BRENNAN, Aaron	4-4	107	26.8	27-47	.574	4-12	.333	6-9	.667	4	18	22	5.5	10	1	9	8	2	4	64	16.0
25	PATTERSON, Ron	4-4	135	33.8	20-44	.455	10-26	.385	4-5	.800	3	7	10	2.5	9	0	11	4	2	6	54	13.5
01	HENDERSON, T.J.	4-4	126	31.5	10-26	.385	5-14	.357	16-20	.800	4	9	13	3.3	6	0	14	13	2	6	41	10.3
24	HALL, Evan	3-3	70	23.3	13-30	.433	0-0	.000	4-8	.500	5	8	13	4.3	8	0	3	5	1	2	30	10.0
00	MINNETT, Jaylen	4-3	114	28.5	9-19	.474	6-13	.462	5-5	1.000	1	2	3	0.8	9	0	6	7	0	1	29	7.3
32	GOSS, Elyjah	4-0	61	15.3	7-16	.438	0-1	.000	4-4	1.000	7	15	22	5.5	7	0	1	3	3	1	18	4.5
35	THOMAS, Noah	1-0	6	6.0	1-1	1.000	0-0	.000	2-2	1.000	1	3	4	4.0	3	0	0	0	1	0	4	4.0
40	BORGMAN, Evan	2-0	17	8.5	2-3	.667	0-1	.000	4-4	1.000	1	3	4	2.0	2	0	0	3	0	0	8	4.0
22	McCALL, D.J.	3-1	68	22.7	4-9	.444	0-1	.000	3-6	.500	5	6	11	3.7	12	1	7	9	1	2	11	3.7
31	KIRBY, Maurice	4-1	57	14.3	5-12	.417	0-0	.000	2-4	.500	5	15	20	5.0	5	0	3	4	0	2	12	3.0
12	HUDSON, Chad	2-0	20	10.0	0-1	.000	0-1	.000	3-4	.750	0	1	1	0.5	5	0	1	2	0	0	3	1.5
10	ROGERS, Nick	1-0	19	19.0	0-3	.000	0-2	.000	0-2	.000	0	2	2	2.0	3	0	2	0	0	1	0	0.0
Team											6	5	11		1			2				
Total.....		4	800		98-211	.464	25-71	.352	53-73	.726	42	94	136	34.0	80	2	57	60	12	25	274	68.5
Opponents.....		4	800		84-205	.410	30-85	.353	54-85	.635	47	81	128	32.0	75	0	45	65	12	24	252	63.0

TEAM STATISTICS	IUPUI	OPP
SCORING	274	252
Points per game	68.5	63.0
Scoring margin	+5.5	-
FIELD GOALS-ATT	98-211	84-205
Field goal pct	.464	.410
3 POINT FG-ATT	25-71	30-85
3-point FG pct	.352	.353
3-pt FG made per game	6.3	7.5
FREE THROWS-ATT	53-73	54-85
Free throw pct	.726	.635
F-Throws made per game	13.3	13.5
REBOUNDS	136	128
Rebounds per game	34.0	32.0
Rebounding margin	+2.0	-
ASSISTS	57	45
Assists per game	14.3	11.3
TURNOVERS	60	65
Turnovers per game	15.0	16.3
Turnover margin	+1.3	-
Assist/turnover ratio	1.0	0.7
STEALS	25	24
Steals per game	6.3	6.0
BLOCKS	12	12
Blocks per game	3.0	3.0
ATTENDANCE	2187	5705
Home games-Avg/Game	2-1094	2-2852
Neutral site-Avg/Game	-	0-0

Date	Opponent		Score	Att.
11/11/17	at Bradley	L	53-68	4936
11/13/17	ANDERSON	W	75-43	1175
11/17/17	at Eastern Illinois	L	79-80	769
11/21/17	MOREHEAD STATE	W	67-61	1012

* = Horizon League game

Score by Periods	1st	2nd	Totals
IUPUI	133	141	274
Opponents	112	140	252

2016-2017 IUPUI STATISTICS

IUPUI Basketball IUPUI Combined Team Statistics (as of Mar 07, 2017) All games



RECORD:	OVERALL	HOME	AWAY	NEUTRAL
ALL GAMES	14-18	8-4	5-13	1-1
CONFERENCE	7-9	4-4	3-5	0-0
NON-CONFERENCE	7-9	4-0	2-8	1-1

#	Player	gp-gs	min	avg	Total		3-Point		F-Throw		Rebounds				pf	dq	a	to	blk	stl	pts	avg
					fg-fga	fg%	3fg-fga	3fg%	ft-fa	ft%	off	def	tot	avg								
00	COMBS, Darell	32-32	1030	32.2	187-441	.424	63-184	.342	100-134	.746	16	62	78	2.4	82	1	92	81	4	24	537	16.8
15	O'LEARY, Matt	32-32	956	29.9	161-320	.503	68-152	.447	54-74	.730	31	165	196	6.1	67	0	71	52	14	31	444	13.9
05	THOMAS, Kellon	32-32	890	27.8	92-265	.347	31-90	.344	90-100	.900	13	54	67	2.1	69	1	85	46	1	27	305	9.5
25	PATTERSON, Ron	32-10	757	23.7	107-242	.442	62-156	.397	21-30	.700	15	64	79	2.5	70	2	64	40	13	44	297	9.3
45	BRENNAN, Aaron	32-9	596	18.6	102-203	.502	27-57	.474	39-54	.722	27	85	112	3.5	76	4	26	30	10	16	270	8.4
24	HALL, Evan	30-23	596	19.9	96-163	.589	0-0	.000	35-89	.393	73	83	156	5.2	83	1	14	40	24	16	227	7.6
01	HENDERSON, T.J.	32-0	566	17.7	60-134	.448	30-75	.400	39-56	.696	10	40	50	1.6	58	1	52	38	5	32	189	5.9
22	McCALL, D.J.	32-22	678	21.2	51-120	.425	5-18	.278	45-77	.584	66	95	161	5.0	71	0	48	41	8	22	152	4.8
11	JAMES, Josh	32-0	243	7.6	18-39	.462	0-0	.000	13-17	.765	28	43	71	2.2	48	1	1	7	4	4	49	1.5
33	FRASER, Giovanni	15-0	82	5.5	6-14	.429	0-0	.000	6-14	.429	4	11	15	1.0	19	0	0	6	4	0	18	1.2
35	THOMAS, Noah	8-0	20	2.5	1-5	.200	0-1	.000	3-4	.750	1	3	4	0.5	6	0	0	7	0	0	5	0.6
12	HUDSON, Chad	10-0	23	2.3	1-4	.250	1-3	.333	1-4	.250	0	3	3	0.3	3	0	2	3	0	1	4	0.4
20	SINN, Grant	8-0	13	1.6	1-7	.143	1-7	.143	0-0	.000	1	0	1	0.1	3	0	0	0	0	0	3	0.4
Team											63	48	111				10					
Total.....		32	6450		883-1957	.451	288-743	.388	446-653	.683	348	756	1104	34.5	655	11	455	401	87	217	2500	78.1
Opponents.....		32	6451		860-1823	.472	227-628	.361	570-754	.756	297	832	1129	35.3	639	14	429	438	129	185	2517	78.7

TEAM STATISTICS	IUPUI	OPP
SCORING	2500	2517
Points per game	78.1	78.7
Scoring margin	-0.5	-
FIELD GOALS-ATT	883-1957	860-1823
Field goal pct	.451	.472
3 POINT FG-ATT	288-743	227-628
3-point FG pct	.388	.361
3-pt FG made per game	9.0	7.1
FREE THROWS-ATT	446-653	570-754
Free throw pct	.683	.756
F-Throws made per game	13.9	17.8
REBOUNDS	1104	1129
Rebounds per game	34.5	35.3
Rebounding margin	-0.8	-
ASSISTS	455	429
Assists per game	14.2	13.4
TURNOVERS	401	438
Turnovers per game	12.5	13.7
Turnover margin	+1.2	-
Assist/turnover ratio	1.1	1.0
STEALS	217	185
Steals per game	6.8	5.8
BLOCKS	87	129
Blocks per game	2.7	4.0
ATTENDANCE	12651	87359
Home games-Avg/Game	12-1054	18-3707
Neutral site-Avg/Game	-	2-10317

Score by Periods	1st	2nd	OT	Totals
IUPUI	1174	1305	21	2500
Opponents	1209	1294	14	2517

Date	Opponent		Score	Att.
11/11/16	at Eastern Kentucky	L	87-97	2300
11/13/16	at Michigan	L	65-77	10812
11/18/16	HOWARD	W	77-55	843
11/19/16	EASTERN MICHIGAN	W	83-71	863
11/22/16	at Marquette	L	79-104	11552
11/26/16	at SIUE	L	58-61	1028
11/30/16	at Illinois State	L	63-77	3717
12/03/16	at Ball State	W	73-62	2994
12/06/16	at Illinois	L	77-85	10536
12/10/16	at Miami	L	68-71	1268
12/12/16	URBANA	W	109-67	909
12/17/16	at Southern Utah	W	101-81	1012
12/20/16	at Northwestern	L	65-87	6452
12/28/16	MARIAN	W	81-60	1104
* 12/31/16	WESTERN ILLINOIS	W	89-71	1106
* 01/05/17	at North Dakota State	L	89-93	2728
* 01/07/17	at South Dakota	L	74-85	1908
* 01/11/17	OMAHA	L	71-79	842
* 01/14/17	at Oral Roberts	W	91-85	2595
* 01/18/17	SOUTH DAKOTA STATE	Wot	85-83	981
* 01/21/17	DENVER	L	74-78	1078
* 01/25/17	at Fort Wayne	L	73-103	1357
* 01/28/17	at Western Illinois	L	69-78	843
* 02/01/17	NORTH DAKOTA STATE	Wot	86-81	1098
* 02/08/17	at Omaha	W	89-78	1678
* 02/11/17	ORAL ROBERTS	L	68-74	1029
* 02/15/17	at South Dakota State	L	67-81	2333
* 02/19/17	at Denver	W	83-72	1612
* 02/23/17	FORT WAYNE	W	83-82	1543
* 02/25/17	SOUTH DAKOTA	L	85-92	1255
03/04/17	vs North Dakota State	W	76-57	9399
03/06/17	vs Omaha	L	62-90	11235

2017-2018 STATISTICAL SPLITS

Wins (2 total)

Wins (2 total)					Total	3-Point	F-Throw	Rebounds																	
##	Player	gp-gs	min	avg	fg-fga	fg%	3fg-fga	3fg%	ft-fa	ft%	off	def	tot	avg	pf	dq	a	to	blk	stl	pts	avg			
45	BRENNAN, Aaron	2-2	57	28.5	13-24	.542	2-8	.250	5-8	.625	2	11	13	6.5	3	0	5	5	2	2	33	16.5			
01	HENDERSON, T.J.	2-2	52	26.0	5-11	.455	3-7	.429	8-10	.800	1	6	7	3.5	2	0	6	7	2	3	21	10.5			
25	PATTERSON, Ron	2-2	60	30.0	7-16	.438	3-10	.300	2-2	1.000	1	3	4	2.0	5	0	4	3	2	3	19	9.5			
00	MINNETT, Jaylen	2-1	53	26.5	5-7	.714	3-4	.750	3-3	1.000	0	0	0	0.0	6	0	4	3	0	1	16	8.0			
40	BORGMAN, Evan	1-0	13	13.0	2-3	.667	0-1	.000	2-2	1.000	1	2	3	3.0	2	0	0	3	0	0	6	6.0			
24	HALL, Evan	1-1	18	18.0	3-8	.375	0-0	.000	0-1	.000	1	0	1	1.0	3	0	0	1	0	1	6	6.0			
32	GOSS, Elyjah	2-0	31	15.5	4-10	.400	0-0	.000	4-4	1.000	5	11	16	8.0	5	0	0	1	3	0	12	6.0			
31	KIRBY, Maurice	2-1	31	15.5	5-9	.556	0-0	.000	1-2	.500	1	10	11	5.5	3	0	1	2	0	1	11	5.5			
22	McCALL, D.J.	2-1	48	24.0	4-8	.500	0-1	.000	3-6	.500	2	4	6	3.0	7	0	7	5	1	2	11	5.5			
35	THOMAS, Noah	1-0	6	6.0	1-1	1.000	0-0	.000	2-2	1.000	1	3	4	4.0	3	0	0	0	1	0	4	4.0			
12	HUDSON, Chad	1-0	12	12.0	0-1	.000	0-1	.000	3-4	.750	0	0	0	0.0	1	0	1	2	0	0	3	3.0			
10	ROGERS, Nick	1-0	19	19.0	0-3	.000	0-2	.000	0-2	.000	0	2	2	2.0	3	0	2	0	0	1	0	0.0			
Team											3	2	5	1											
Total.....		2	400	49-101		.485	11-34	.324	33-46	.717	18	54	72	36.0	43	0	30	33	11	14	142	71.0			
Opponents.....		2	400	35-102		.343	9-44	.205	25-42	.595	24	39	63	31.5	42	0	13	41	8	12	104	52.0			

Losses (2 total)

Losses (2 total)					Total	3-Point	F-Throw	Rebounds														
##	Player	gp-gs	min	avg	fg-fga	fg%	3fg-fga	3fg%	ft-fita	ft%	off	def	tot	avg	pf	dq	a	to	blk	stl	pts	avg
25	PATTERSON, Ron	2-2	75	37.5	13-28	.464	7-16	.438	2-3	.667	2	4	6	3.0	4	0	7	1	0	3	35	17.5
45	BRENNAN, Aaron	2-2	50	25.0	14-23	.609	2-4	.500	1-1	1.000	2	7	9	4.5	7	1	4	3	0	2	31	15.5
24	HALL, Evan	2-2	52	26.0	10-22	.455	0-0	.000	4-7	.571	4	8	12	6.0	5	0	3	4	1	1	24	12.0
01	HENDERSON, T.J.	2-2	74	37.0	5-15	.333	2-7	.286	8-10	.800	3	3	6	3.0	4	0	8	6	0	3	20	10.0
00	MINNETT, Jaylen	2-2	61	30.5	4-12	.333	3-9	.333	2-2	1.000	1	2	3	1.5	3	0	2	4	0	0	13	6.5
32	GOSS, Elijah	2-0	30	15.0	3-6	.500	0-1	.000	0-0	.000	2	4	6	3.0	2	0	1	2	0	1	6	3.0
40	BORGMAN, Evan	1-0	4	4.0	0-0	.000	0-0	.000	2-2	1.000	0	1	1	1.0	0	0	0	0	0	0	2	2.0
31	KIRBY, Maurice	2-0	26	13.0	0-3	.000	0-0	.000	1-2	.500	4	5	9	4.5	2	0	2	2	0	1	1	0.5
22	McCALL, D.J.	1-0	20	20.0	0-1	.000	0-0	.000	0-0	.000	3	2	5	5.0	5	1	0	4	0	0	0	0.0
12	HUDSON, Chad	1-0	8	8.0	0-0	.000	0-0	.000	0-0	.000	0	1	1	1.0	4	0	0	0	0	0	0	0.0
Team											3	3	6		1			1				
Total.....		2	400		49-110	.445	14-37	.378	20-27	.741	24	40	64	32.0	37	2	27	27	1	11	132	66.0
Opponents.....		2	400		49-103	.476	21-41	.512	29-43	.674	23	42	65	32.5	33	0	32	24	4	12	148	74.0

Home (2-0)

Home (2-0)					Total	3-Point	F-Throw	Rebounds																				
#	Player	gp-gs	min	avg	fg-fga	fg%	3fg-fga	3fg%	ft-fa	ft%	off	def	tot	avg	pf	dq	a	to	blk	stl	pts	avg						
45	BRENNAN, Aaron	2-2	57	28.5	13-24	.542	2-8	.250	5-8	.625	2	11	13	6.5	3	0	5	5	2	2	33	16.5						
01	HENDERSON, T.J.	2-2	52	26.0	5-11	.455	3-7	.429	8-10	.800	1	6	7	3.5	2	0	6	7	2	3	21	10.5						
25	PATTERSON, Ron	2-2	60	30.0	7-16	.438	3-10	.300	2-2	1.000	1	3	4	2.0	5	0	4	3	2	3	19	9.5						
00	MINNETT, Jaylen	2-1	53	26.5	5-7	.714	3-4	.750	3-3	1.000	0	0	0	0.0	6	0	4	3	0	1	16	8.0						
40	BORGMAN, Evan	1-0	13	13.0	2-3	.667	0-1	.000	2-2	1.000	1	2	3	3.0	2	0	0	3	0	0	6	6.0						
24	HALL, Evan	1-1	18	18.0	3-8	.375	0-0	.000	0-1	.000	1	0	1	1.0	3	0	0	1	0	1	6	6.0						
32	GOSS, Elyjah	2-0	31	15.5	4-10	.400	0-0	.000	4-4	1.000	5	11	16	8.0	5	0	0	1	3	0	12	6.0						
31	KIRBY, Maurice	2-1	31	15.5	5-9	.556	0-0	.000	1-2	.500	1	10	11	5.5	3	0	1	2	0	1	11	5.5						
22	McCALL, D.J.	2-1	48	24.0	4-8	.500	0-1	.000	3-6	.500	2	4	6	3.0	7	0	7	5	1	2	11	5.5						
35	THOMAS, Noah	1-0	6	6.0	1-1	1.000	0-0	.000	2-2	1.000	1	3	4	4.0	3	0	0	0	1	0	4	4.0						
12	HUDSON, Chad	1-0	12	12.0	0-1	.000	0-1	.000	3-4	.750	0	0	0	0.0	1	0	1	2	0	0	3	3.0						
10	ROGERS, Nick	1-0	19	19.0	0-3	.000	0-2	.000	0-2	.000	0	2	2	2.0	3	0	2	0	0	1	0	0.0						
Team											3	2	5											1				
Total.....		2	400	49-101		.485	11-34	.324	33-46	.717	18	54	72	36.0	43	0	30	33	11	14	142	71.0						
Opponents.....		2	400	35-102		.343	9-44	.205	25-42	.595	24	39	63	31.5	42	0	13	41	8	12	104	52.0						

Road (0-2)

Road (0-2)					Total	3-Point		F-Throw		Rebounds												
##	Player	gp-gs	min	avg	fg-fga	fg%	3fg-fga	3fg%	ft-fita	ft%	off	def	tot	avg	pf	dq	a	to	blk	stl	pts	avg
25	PATTERSON, Ron	2-2	75	37.5	13-28	.464	7-16	.438	2-3	.667	2	4	6	3.0	4	0	7	1	0	3	35	17.5
45	BRENNAN, Aaron	2-2	50	25.0	14-23	.609	2-4	.500	1-1	1.000	2	7	9	4.5	7	1	4	3	0	2	31	15.5
24	HALL, Evan	2-2	52	26.0	10-22	.455	0-0	.000	4-7	.571	4	8	12	6.0	5	0	3	4	1	1	24	12.0
01	HENDERSON, T.J.	2-2	74	37.0	5-15	.333	2-7	.286	8-10	.800	3	3	6	3.0	4	0	8	6	0	3	20	10.0
00	MINNETT, Jaylen	2-2	61	30.5	4-12	.333	3-9	.333	2-2	1.000	1	2	3	1.5	3	0	2	4	0	0	13	6.5
32	GOSS, Elijah	2-0	30	15.0	3-6	.500	0-1	.000	0-0	.000	2	4	6	3.0	2	0	1	2	0	1	6	3.0
40	BORGMAN, Evan	1-0	4	4.0	0-0	.000	0-0	.000	2-2	1.000	0	1	1	1.0	0	0	0	0	0	0	2	2.0
31	KIRBY, Maurice	2-0	26	13.0	0-3	.000	0-0	.000	1-2	.500	4	5	9	4.5	2	0	2	2	0	1	1	0.5
22	McCALL, D.J.	1-0	20	20.0	0-1	.000	0-0	.000	0-0	.000	3	2	5	5.0	5	1	0	4	0	0	0	0.0
12	HUDSON, Chad	1-0	8	8.0	0-0	.000	0-0	.000	0-0	.000	0	1	1	1.0	4	0	0	0	0	0	0	0.0
Team											3	3	6		1			1				
Total.....		2	400		49-110	.445	14-37	.378	20-27	.741	24	40	64	32.0	37	2	27	27	1	11	132	66.0
Opponents.....		2	400		49-103	.476	21-41	.512	29-43	.674	23	42	65	32.5	33	0	32	24	4	12	148	74.0

2017-2018 POINTS-REBOUNDS-ASSISTS

Opponent	Date	Score		00 MINNETT,JA	01 HENDERSON,	10 ROGERS,NIC	12 HUDSON,CHA	22 MCCALL,DJ	24 HALL,EVAN	25 PATTERSON,
at Bradley	11/11/17	53-68	L	5-2-1	10-3-3	DNP	0-1-0	DNP	11-7-1	16-2-1
ANDERSON	11/13/17	75-43	w	5-0-2	10-2-3	DNP	3-0-1	3-2-4	DNP	9-3-3
at Eastern Illinois	11/17/17	79-80	L	8-1-1	10-3-5	DNP	DNP	0-5-0	13-5-2	19-4-6
MOREHEAD STATE	11/21/17	67-61	w	11-0-2	11-5-3	0-2-2	DNP	8-4-3	6-1-0	10-1-1

Opponent	Date	Score		31 KIRBY,MAUR	32 GOSS,ELYJA	35 THOMAS,NOA	40 BORGMAN,EV	45 BRENNAN,AA
at Bradley	11/11/17	53-68	L	1-5-0	2-6-0	DNP	2-1-0	6-2-2
ANDERSON	11/13/17	75-43	w	9-9-1	8-12-0	4-4-0	6-3-0	18-6-3
at Eastern Illinois	11/17/17	79-80	L	0-4-2	4-0-1	DNP	DNP	25-7-2
MOREHEAD STATE	11/21/17	67-61	w	2-2-0	4-4-0	DNP	DNP	15-7-2

2017-2018 COMPARISON STATISTICS

Opponent	1st	2nd	Score	Mar	Total FG	FG Pct	3-Pointers	3FG Pct	Free Throws	FT Pct	Rebounds	Assist	T/Over	Block	Steal	Fouls
Bradley	19/28	34/40	53-68	(15)	15-53/25-56	.283/.446	6-20/12-21	.300/.571	17-20/6-12	.850/.500	35/39 (4)	8/20	12/14	1/3	6/4	17/20
ANDERSON	41/21	34/22	75-43	+32	29-56/13-51	.518/.255	6-18/4-24	.333/.167	11-14/13-24	.786/.542	41/32 +9	17/6	19/23	9/4	9/8	21/17
Eastern Illinois	41/38	38/42	79-80	(1)	34-57/24-47	.596/.511	8-17/9-20	.471/.450	3-7/23-31	.429/.742	29/26 +3	19/12	15/10	0/1	5/8	20/13
MOREHEAD STATE	32/25	35/36	67-61	+6	20-45/22-51	.444/.431	5-16/5-20	.313/.250	22-32/12-18	.688/.667	31/31 -	13/7	14/18	2/4	5/4	22/25

Note: Game totals are displayed in the format TEAM/OPPONENT for each category

2017-2018 INDIVIDUAL SUPERLATIVES

	<i>IUPUI</i>	<i>Opponent</i>
Points	25 - Aaron Brennan at E. Illinois (11/17/17)	25 - Terrell Lewis at E. Illinois (11/17/17)
Field Goals Made	12 - Aaron Brennan at E. Illinois (11/17/17)	8 - Terrell Lewis at E. Illinois (11/17/17)
Field Goals Attempted	17 - Aaron Brennan at E. Illinois (11/17/17)	13 - Lamont Harris vs. Morehead State (11/21/17)
Highest FG Pct. (min. 5 made)	.706 (12-17) - Aaron Brennan at E. Illinois (11/17/17)	.800 (8-10) - Terrell Lewis at E. Illinois (11/17/17)
3-Pt Field Goals Made	4 - Ron Patterson at Bradley (11/11/17)	7 - Terrell Lewis at E. Illinois (11/17/17)
3-Pt Field Goals Attempted	8 - twice	9 - twice
3-Pt FG Pct. (min. 3 made)	.500 (4-8) - Ron Patterson at Bradley (11/11/17)	.778 (7-9) - Terrell Lewis at E. Illinois (11/17/17)
Free Throws Made	8 - T.J. Henderson vs. Morehead State (11/21/17)	6 - Jajuan Starks at E. Illinois (11/17/17)
Free Throws Attempted	10 - T.J. Henderson vs. Morehead State (11/21/17)	13 - Jajuan Starks at E. Illinois (11/17/17)
Free Throw Pct. (min. 5 made)	.800 (8-10) - T.J. Henderson vs. Morehead St. (11/21/17)	.833 (5-6) - twice
Offensive Rebounds	4 - Elijah Goss vs. Anderson (11/13/17)	4 - twice
Defensive Rebounds	8 - twice	8 - Donte Thomas at Bradley (11/11/17)
Total Rebounds	12 - Elijah Goss vs. Anderson (11/13/17)	11 - Dwayne Lautier-Ogunleye at Bradley (11/11/17)
Assists	6 - Ron Patterson at E. Illinois (11/17/17)	5 - Terrell Lewis at E. Illinois (11/17/17)
Turnovers	4 - three times	7 - Cole Hartman vs. Anderson (11/13/17)
Blocked Shots	3 - Elijah Goss vs. Anderson (11/13/17)	2 - twice
Steals	3 - T.J. Henderson vs. Anderson (11/13/17)	3 - Jajuan Starks at E. Illinois (11/17/17)
Minutes Played (regulation game)	38 - twice	37 - twice
Minutes Played (OT game)		

2017-2018 GAME-BY-GAME LEADERS / STARTING FIVES

Opponent	Starting 5	Points	Rebounds	Assists	Blocks	Steals
Carroll University #	Minnett-Henderson-Patterson-Hall-Brennan	Brennan (15)	Kirby (9)	Henderson (4)	Kirby (3)	Henderson (6)
at Bradley	Minnett-Henderson-Patterson-Hall-Brennan	Patterson (16)	Hall (7)	Henderson (3)	Hall (1)	Henderson (2)
Anderson	Minnett-Henderson-Patterson-Kirby-Brennan	Brennan (18)	Goss (12)	McCall (4)	Goss (3)	Henderson (3)
at Eastern Illinois	Minnett-Henderson-Patterson-Hall-Brennan	Brennan (25)	Brennan (7)	Patterson (6)	---	Patterson (2)
Morehead State	Henderson-McCall-Patterson-Hall-Brennan	Brennan (15)	Brennan (7)	2 tied w/ (3)	2 tied w/ (1)	McCall (2)
at Western Illinois						
at Ball State						
SIUE						
at Purdue						
at Washington State						
at Gonzaga						
IU Kokomo						
at Northern Kentucky						
at Wright State						
at Green Bay						
UIC						
Milwaukee						
Green Bay						
Detroit Mercy						
at Cleveland State						
at Y'town State						
at UIC						
at Detroit Mercy						
at Oakland						
Cleveland State						
Y'town State						
at Milwaukee						
Oakland						
Wright State						
Northern Kentucky						
HL 1st Rd.						
HL 2nd Rd.						
HL 3rd Rd.						
HL Semis						
HL Finals						

2017-2018 IUPUI JAGUARS BASKETBALL

HEAD COACH JASON GARDNER



Jason Gardner was named the eighth head coach in IUPUI men's basketball program's history on April 2, 2014. Gardner, the 1999 winner of the Indiana Mr. Basketball Award, spent a year on the University of Memphis bench and two seasons at Loyola prior to that.

In his first season on the Jaguars' bench, he guided IUPUI to 10 wins, more than tripling the program's Division I win total from a year prior. His hiring paid immediate dividends on the recruiting trail, as he immediately inked five Division I transfers, four of whom were former in-state standouts.

In year two, Gardner led the Jags to a 13-win season against one of the nation's stiffest schedules, including a 9-7 mark in league play and a finish in the top half of the league standings. He upped his program's win total to 14 in his third year while coaching the program's first Academic All-American (Matt O'Leary).

Gardner has shown he's a proven recruiter, inking talent, both through high school signees, transfers and graduate transfers.

While at Memphis, Gardner helped the Tigers to a 24-10 record as Shaq Goodwin and Joe Jackson earned All-Conference accolades. In addition, Memphis forward Austin Nichols was a unanimous selection to the American Athletic Conference All-Rookie Team after averaging 9.1 points and 4.2 boards per game. Gardner was a college teammate of current Memphis Head Coach Josh Pastner at Arizona.

Prior to coming to Memphis, Gardner was an assistant under Porter Moser at Loyola, helping the Ramblers to an eight-game improvement from 2011-12 to 2012-13. He coached Ben Averkamp to All-Horizon League accolades for two straight seasons, while Loyola point guard Cully Payne was a Bob Cousy Award nominee. He also helped recruit one of the top signing classes in the Horizon League prior to the 2012-13 season. Gardner's coaching career began in 2010 when he served as an assistant at nearby Cathedral High School.

Gardner's racked up numerous accolades during his prestigious high school, college and professional playing careers. He was a 1999 McDonald's and Parade All-American while at North Central High School, finishing his prep career with a school record 1,669 points. He was a two-time Gatorade Circle of Champions Indiana Player of the Year and was named the 1998-99 Indianapolis County Player of the Year by The Indianapolis Star and Indianapolis News. His senior season, he helped NCHS to the IHSAA 4A state championship and Tournament of Champions title while averaging 22.6 points, 4.7 rebounds, 4.0 assists and 3.0 steals per game.

The 5-foot-10 point guard was recruited to the University of Arizona by legendary Head Coach Lute Olsen, where he was a four-year All-American for the Wildcats. He was the 2002-03 Naismith National Player of the Year and Lowe's Senior CLASS award recipient. He was the 2000 consensus National Freshman of the Year and closed his career as one of four players in Pac-12 history with 1,500 points, 500 assists and 200 steals for a career. He helped lead Arizona to two Pac-12 regular season titles (2000, 2003) and four consecutive NCAA Tournament berths. The Wildcats made three Sweet Sixteens (2001, 2002, 2003), two Elite Eights (2001, 2003) and were the NCAA national runner-up in 2001. All total, Arizona won 107 games during Gardner's four seasons and he still holds school records for games started (135) and minutes played (4,825), while ranking third in school history with 1,984 career points. He also finished second in threes made (318) and fourth in assists (622). He earned his degree from the university in 2011 in disciplinary studies.

Gardner later played professionally overseas for more than eight years, primarily in Germany. In 2009, he was named MVP of German Basketball Bundesliga after helping Oldenburg to the league crown, averaging 13.7 points, 4.0 assists and 3.0 boards per game. He was a two-time Basketball Bundesliga All-Star, including starting the 2007 game.

Gardner is married to the former Jacquelyn Maxberry and the couple has four children, Jasper, Jason Jr., Jacob and Jackson.



THE GARDNER FILE

School: Arizona, '11

Seasons with IUPUI: fourth season

Career Record: 39-60 (4th year)

Coaching Experience:

..... 2014-pres., Head Coach, IUPUI

..... 2013-14, Assistant Coach, Memphis

..... 2011-13, Assistant Coach, Loyola (Ill.)

..... 2010-11, Assistant Coach, Cathedral H.S.



IUPUI PLAYER CAREER STATS

BRENNAN, Aaron

Season	gp-gs	min/avg	Total		3-Point		F-Throws		Rebounds											Scoring	
			fg-fga	pct	fg-fga	pct	ft-fita	pct	off	def	tot	avg	pf	fo	ast	to	blk	stl	pts	avg	
2014-15	28-24	585/20.9	71-136	.522	3-8	.375	33-46	.717	36	52	88	3.1	72	1	27	44	7	21	178	6.4	
2015-16	32-9	569/17.8	55-144	.382	1-9	.111	26-31	.839	37	78	115	3.6	68	0	33	31	11	12	137	4.3	
2016-17	32-9	596/18.6	102-203	.502	27-57	.474	39-54	.722	27	85	112	3.5	76	4	26	30	10	16	270	8.4	
2017-18	4-4	107/26.8	27-47	.574	4-12	.333	6-9	.667	4	18	22	5.5	10	1	9	8	2	4	64	16.0	
TOTAL	96-46	1857/19.3	255-530	.481	35-86	.407	104-140	.743	104	233	337	3.5	226	6	95	113	30	53	649	6.8	

HALL, Evan

			Total		3-Point		F-Throws		Rebounds										Scoring	
Season	gp-gs	min/avg	fg-fga	pct	fg-fga	pct	ft-fita	pct	off	def	tot	avg	pf	fo	ast	to	blk	stl	pts	avg
2015-16	23-11	383/16.7	50-97	.515	1-1	1.000	19-47	.404	41	50	91	4.0	67	4	14	17	7	10	120	5.2
2016-17	30-23	596/19.9	96-163	.589	0-0	.000	35-89	.393	73	83	156	5.2	83	1	14	40	24	16	227	7.6
2017-18	3-3	70/23.3	13-30	.433	0-0	.000	4-8	.500	5	8	13	4.3	8	0	3	5	1	2	30	10.0
TOTAL	56-37	1049/18.7	159-290	.548	1-1	1.000	58-144	.403	119	141	260	4.6	158	5	31	62	32	28	377	6.7

HENDERSON, T.J.

			Total		3-Point		F-Throws		Rebounds										Scoring	
Season	gp-gs	min/avg	fg-fga	pct	fg-fga	pct	ft-fla	pct	off	def	tot	avg	pf	fo	ast	to	blk	stl	pts	avg
2015-16	32-2	522/16.3	49-130	.377	22-64	.344	27-39	.692	5	48	53	1.7	48	1	35	44	2	30	147	4.6
2016-17	32-0	566/17.7	60-134	.448	30-75	.400	39-56	.696	10	40	50	1.6	58	1	52	38	5	32	189	5.9
2017-18	4-4	126/31.5	10-26	.385	5-14	.357	16-20	.800	4	9	13	3.3	6	0	14	13	2	6	41	10.3
TOTAL	68-6	1214/17.9	119-290	.410	57-153	.373	82-115	.713	19	97	116	1.7	112	2	101	95	9	68	377	5.5

HUDSON, Chad

			Total		3-Point		F-Throws		Rebounds										Scoring	
Season	gp-gs	min/avg	fg-fga	pct	fg-fga	pct	ft-fta	pct	off	def	tot	avg	pf	fo	ast	to	blk	stl	pts	avg
2016-17	10-0	23/2.3	1-4	.250	1-3	.333	1-4	.250	0	3	3	0.3	3	0	2	3	0	1	4	0.4
2017-18	2-0	20/10.0	0-1	.000	0-1	.000	3-4	.750	0	1	1	0.5	5	0	1	2	0	0	3	1.5
TOTAL	12-0	43/3.6	1-5	.200	1-4	.250	4-8	.500	0	4	4	0.3	8	0	3	5	0	1	7	0.6

McCALL, D.J.

			Total		3-Point		F-Throws		Rebounds										Scoring	
Season	gp-gs	min/avg	fg-fga	pct	fg-fga	pct	ft-fla	pct	off	def	tot	avg	pf	fo	ast	to	blk	stl	pts	avg
2014-15	31-15	664/21.4	52-124	.419	6-19	.316	39-61	.639	31	58	89	2.9	49	1	38	55	1	19	149	4.8
2016-17	32-22	678/21.2	51-120	.425	5-18	.278	45-77	.584	66	95	161	5.0	71	0	48	41	8	22	152	4.8
2017-18	3-1	68/22.7	4-9	.444	0-1	.000	3-6	.500	5	6	11	3.7	12	1	7	9	1	2	11	3.7
TOTAL	66-38	1410/21.4	107-253	.423	11-38	.289	87-144	.604	102	159	261	4.0	132	2	93	105	10	43	312	4.7

PATTERSON, Ron

			Total		3-Point		F-Throws		Rebounds										Scoring	
Season	gp-gs	min/avg	fg-fga	pct	fg-fga	pct	ft-fita	pct	off	def	tot	avg	pf	fo	ast	to	blk	stl	pts	avg
2016-17	32-10	757/23.7	107-242	.442	62-156	.397	21-30	.700	15	64	79	2.5	70	2	64	40	13	44	297	9.3
2017-18	4-4	135/33.8	20-44	.455	10-26	.385	4-5	.800	3	7	10	2.5	9	0	11	4	2	6	54	13.5
TOTAL	36-14	892/24.8	127-286	.444	72-182	.396	25-35	.714	18	71	89	2.5	79	2	75	44	15	50	351	9.8

THOMAS, Noah

			Total		3-Point		F-Throws		Rebounds										Scoring	
Season	gp-gs	min/avg	fg-fga	pct	fg-fga	pct	ft-fta	pct	off	def	tot	avg	pf	fo	ast	to	blk	stl	pts	avg
2016-17	8-0	20/2.5	1-5	.200	0-1	.000	3-4	.750	1	3	4	0.5	6	0	0	7	0	0	5	0.6
2017-18	1-0	6/6.0	1-1	1.000	0-0	.000	2-2	1.000	1	3	4	4.0	3	0	0	0	1	0	4	4.0
TOTAL	9-0	26/2.9	2-6	.333	0-1	.000	5-6	.833	2	6	8	0.9	9	0	0	7	1	0	9	1.0

IUPUI PLAYER CAREER-HIGHS (bold means occurred in 2017-18 season)

	#0 JAYLEN MINNETT	#1 T.J. HENDERSON	#10 NICK ROGERS	#12 CHAD HUDSON	#22 D.J. McCALL	#24 EVAN HALL	#25 RON PATTERSON	#31 MAURICE KIRBY	#32 ELY JAH GOSS	#35 NOAH THOMAS	#40 EVAN BORGMAN	#45 AARON BRENNAN
Points:	11 (11/21/17)	16 (2/17/16)	8 - 2x	3 - 2x	21 (1/14/17)	21 (1/11/17)	19 - 2x	9 (11/13/17)	8 (11/13/17)	4 (11/13/17)	6 (11/13/17)	25 (11/17/17)
Rebounds:	2 (11/11/17)	7 (3/6/16)	3 (12/21/15)	1 - 4x	13 (12/3/16)	11 - 2x	6 (12/12/16)	9 (11/13/17)	12 (11/13/17)	4 (11/13/17)	3 (11/13/17)	11 (3/4/17)
Assists:	2 - 2x	6 (11/26/16)	5 (12/19/15)	1 - 3x	7 (12/28/16)	4 (12/12/16)	6 - 2x	2 - 2x	1 (11/17/17)	---	---	4 - 2x
FG:	3 - 2x	6 (2/17/16)	3 (1/22/16)	1 (12/12/16)	8 (1/14/17)	9 (1/11/17)	8 (11/17/17)	4 (11/13/17)	3 (11/13/17)	1 - 2x	2 (11/13/17)	12 (11/17/17)
FGA:	7 (11/11/17)	10 - 2x	6 (12/21/15)	2 (12/12/16)	12 (1/14/17)	13 (11/17/17)	15 (11/22/16)	7 (11/13/17)	8 (11/13/17)	2 - 2x	3 (11/13/17)	17 (11/17/17)
3FG:	2 - 2x	3 - 4x	2 (1/22/16)	1 (12/12/16)	3 (1/14/17)	1 (11/13/15)	5 - 2x	---	---	---	---	3 (12/28/16)
3FGA:	6 (11/11/17)	6 - 4x	4 (12/12/15)	2 (12/12/16)	5 (1/14/17)	1 (11/13/15)	9 - 2x	---	1 (11/11/17)	1 (12/17/16)	1 (11/13/17)	6 (3/4/17)
FT:	3 (11/21/17)	8 (11/21/17)	5 (11/18/15)	3 (11/13/17)	7 - 2x	8 (12/12/16)	3 - 2x	2 - 3x	2 - 2x	2 - 2x	2 - 2x	6 (2/28/15)
FTA:	3 (11/21/17)	10 (11/21/17)	6 - 2x	4 (11/13/17)	10 (12/29/14)	9 - 2x	6 (1/3/15)	4 (12/19/15)	2 - 2x	2 - 3x	2 - 2x	8 (11/21/17)
Blocks:	---	2 - 2x	1 (11/25/15)	---	1 - 10x	3 - 3x	2 - 5x	2 - 2x	3 (11/13/17)	1 (11/13/17)	---	3 (1/1/16)
Steals:	1 (11/13/17)	4 - 2x	1 - 8x	1 (11/18/16)	3 - 2x	2 - 6x	4 (11/22/16)	1 - 9x	1 (11/11/17)	---	---	3 - 3x
Minutes:	37 (11/11/17)	38 (11/17/17)	19 (11/21/17)	12 (11/13/17)	38 (2/19/15)	33 (1/18/17)	38 (11/17/17)	17 (11/13/17)	23 (11/11/17)	6 (11/13/17)	13 (11/13/17)	35 (11/17/17)

LAST FOUR BOX SCORES

GAME #1 • BRADLEY 68, IUPUI 53 (PEORIA, ILL.)

IUPUI 53 • 0-1

#	Player	Total		3-Ptr		Rebounds			PF	TP	A TO Blk Stl					Min
		FG-FGA	FG-FGA	FT-FTA	Off Def Tot	PF	TP	A TO Blk Stl								
24	HALL, Evan	f	4-9	0-0	3-3	3	4	7	1	11	1	2	1	0	24	
45	BRENNAN, Aaron	f	2-6	1-1	1-1	1	1	2	5	6	2	1	0	1	15	
00	MINNETT, Jaylen	g	1-7	1-6	2-2	0	2	2	1	5	1	3	0	0	37	
01	HENDERSON, T.J.	g	2-10	0-4	6-8	1	2	3	3	10	3	2	0	2	36	
25	PATTERSON, Ron	g	5-14	4-8	2-2	0	2	2	1	16	1	1	0	1	37	
12	HUDSON, Chad	g	0-0	0-0	0-0	0	1	1	4	0	0	0	0	0	8	
31	KIRBY, Maurice	g	0-3	0-0	1-2	3	2	5	0	1	0	0	0	1	16	
32	GOSS, Elyjah	g	1-4	0-1	0-0	2	4	6	1	2	0	2	0	1	23	
40	BORGMAN, Evan	g	0-0	0-0	2-2	0	1	1	0	2	0	0	0	0	4	
Team						3	3	6	1							
Totals			15-53	6-20	17-20	13	22	35	17	53	8	12	1	6	200	
FG % 1st Half: 7-28 25.0% 2nd half: 8-25 32.0% Game: 15-53 28.3%																
3FG % 1st Half: 3-12 25.0% 2nd half: 3-8 37.5% Game: 6-20 30.0%																
FT % 1st Half: 2-4 50.0% 2nd half: 15-16 93.8% Game: 17-20 85.0%																
																Deadball Rebounds 2

Bradley 68 • 1-0

#	Player	Total		3-Ptr		Rebounds			PF	TP	A TO Blk Stl					Min
		FG-FGA	FG-FGA	FT-FTA	Off Def Tot	PF	TP	A TO Blk Stl								
01	Thomas, Donte	f	6-9	1-2	2-4	0	8	8	2	15	4	1	0	1	29	
12	Bar, Koch	c	1-4	0-0	0-0	1	1	2	3	2	0	2	1	0	15	
00	Brown, Darrell	g	3-9	1-3	3-6	0	2	2	2	10	4	2	0	1	32	
23	Lautier-Ogunleye, D.	g	1-5	1-1	1-2	4	7	11	2	4	3	0	0	0	21	
35	Hodgson, Jayden	g	1-3	1-2	0-0	0	1	1	0	3	3	2	0	1	20	
10	Childs, Elijah	g	2-6	0-0	0-0	3	1	4	4	4	1	0	1	0	13	
13	van Bree, Luuk	g	0-2	0-1	0-0	1	1	2	2	0	1	2	0	0	12	
21	Stipanovich, Ryan	g	2-3	2-2	0-0	1	1	2	0	6	1	0	0	1	8	
24	McGlaston, JoJo	g	2-4	1-1	0-0	2	1	3	2	5	0	2	1	0	23	
25	Kennell, Nate	g	7-11	5-9	0-0	0	1	1	3	19	3	1	0	0	27	
Team						1	2	3								
Totals			25-56	12-21	6-12	13	26	39	20	68	20	14	3	4	200	
FG % 1st Half: 10-22 45.5% 2nd half: 15-34 44.1% Game: 25-56 44.6%																
3FG % 1st Half: 5-9 55.6% 2nd half: 7-12 58.3% Game: 12-21 57.1%																
FT % 1st Half: 3-6 50.0% 2nd half: 3-6 50.0% Game: 6-12 50.0%																
																Deadball Rebounds 2

Officials: Mike Stuart, Jeff Campbell, Ervin Wilson

Technical fouls: IUPUI-TEAM, Bradley-None.

Attendance: 4936

IUPUI #45 BRENNAN fouls out at 8:24

Score by periods	1st	2nd	Total
IUPUI	19	34	53
Bradley	28	40	68

	In	Off	2nd	Fast	Bench
Points	Paint	T/O	Chance	Break	
IUPUI	18	13	14	0	5
BRAD	20	13	10	3	34

Last FG - IUPUI 2nd-01:59, BRAD 2nd-02:44.

Largest lead - IUPUI by 3 1st-18:50, BRAD by 18 2nd-04:12.

IUPUI led for 01:12. BRAD led for 37:38. Game was tied for 01:10.

Score tied - 1 time.
Lead changed - 3 times.

GAME #2 • IUPUI 75, ANDERSON 43 (INDIANA FARMERS COLISEUM)

Anderson 43 • 0-1

#	Player	Total		3-Ptr		Rebounds			PF	TP	A TO Blk Stl					Min
		FG-FGA	FG-FGA	FT-FTA	Off Def Tot	PF	TP	A TO Blk Stl								
12	DUNCAN, Stanley	f	3-9	1-6	2-2	0	1	1	2	9	0	0	0	0	22	
20	HARTMAN, Cole	f	2-4	0-1	2-3	1	3	4	2	6	1	7	0	0	23	
40	ASHTON, Brady	g	0-3	0-2	2-5	3	2	5	3	2	0	2	0	2	30	
00	LUCAS, Trevor	g	0-9	0-3	2-6	2	4	6	3	2	1	6	1	2	23	
30	LAFFOON, Malik	g	3-7	2-4	5-6	1	2	3	0	13	0	2	1	1	33	
03	NICE, Jaelen	g	0-1	0-1	0-0	0	0	0	0	0	0	0	0	0	1	
05	PETERS, Mike	g	2-4	0-0	0-0	1	1	2	3	4	1	2	0	1	18	
10	CRUMP, Ren	g	0-1	0-1	0-0	0	0	0	1	0	0	0	0	0	1	
14	INGLES, Shea	g	0-0	0-0	0-0	0	1	1	0	0	0	0	0	0	2	
15	KREIGER, Cory	g	2-7	1-4	0-0	3	1	4	1	5	2	1	2	0	26	
21	LOCKHART, Isaiah	g	0-1	0-0	0-0	1	0	1	1	0	0	1	0	0	2	
24	WILLIAMS, Ronny	g	1-4	0-2	0-2	0	2	2	1	2	1	2	0	2	12	
31	MILLS, Payton	g	0-1	0-0	0-0	0	0	0	0	0	0	0	0	0	7	
Team						2	1	3								
Totals			13-51	4-24	13-24	14	18	32	17	43	6	23	4	8	200	
FG % 1st Half: 5-28 17.9% 2nd half: 8-23 34.8% Game: 13-51 25.5%																
3FG % 1st Half: 1-11 9.1% 2nd half: 3-13 23.1% Game: 4-24 16.7%																
FT % 1st Half: 10-15 66.7% 2nd half: 3-9 33.3% Game: 13-24 54.2%																
																Deadball Rebounds 4

IUPUI 75 • 1-1

#	Player	Total		3-Ptr		Rebounds			PF	TP	A TO Blk Stl					Min
		FG-FGA	FG-FGA	FT-FTA	Off Def Tot	PF	TP	A TO Blk Stl								
31	KIRBY, Maurice	f	4-7	0-0	1-2	1	8	9	2	9	1	1	0	1	17	
45	BRENNAN, Aaron	f	8-12	2-4	0-0	1	5	6	0	18	3	2	2	2	25	
00	MINNETT, Jaylen	g	2-3	1-1	0-0	0	0	0	4	5	2	3	0	1	34	
01	HENDERSON, T.J.	g	4-9	2-5	0-0	0	2	2	1	10	3	4	2	3	28	
25	PATTERSON, Ron	g	4-9	1-5	0-0	1	2	3	2	9	3	0	1	2	28	
12	HUDSON, Chad	g	0-1	0-1	3-4	0	0	0	1	3	1	2	0	0	12	
22	McCALL, D.J.	g	1-3	0-1	1-2	1	1	2	3	3	4	3	0	0	20	
32	GOSS, Elyjah	g	3-8	0-0	2-2	4	8	12	3	8	0	1	3	0	17	
35	THOMAS, Noah	g	1-1	0-0	2-2	1	3	4	3	4	0	0	1	0	6	
40	BORGMAN, Evan	g	2-3	0-1	2-2	1	2	3	2	6	0	3	0	0	13	
Team						0	0	0								
Totals			29-56	6-18	11-14	10	31	41	21	75	17	19	9	9	200	
FG % 1st Half: 17-34 50.0% 2nd half: 12-22 54.5% Game: 29-56 51.8%																
3FG % 1st Half: 4-9 44.4% 2nd half: 2-9 22.2% Game: 6-18 33.3%																
FT % 1st Half: 3-4 75.0% 2nd half: 8-10 80.0% Game: 11-14 78.6%																
																Deadball Rebounds 2

Officials: Bo Boroski (R), Brian Shore, Shane Staggs

Technical fouls: Anderson-None. IUPUI-THOMAS, Noah.

Attendance: 1175

Score by periods	1st	2nd	Total
Anderson	21	22	43
IUPUI	41	34	75

	In	Off	2nd	Fast	Bench
Points	Paint	T/O	Chance	Break	
AU	18	12	5	7	11
IUPUI	38	27	12	13	24

Last FG - AU 2nd-01:45, IUPUI 2nd-03:29.

Largest lead - AU None, IUPUI by 33 2nd-05:51.

AU led for 00:00. IUPUI led for 38:38. Game was tied for 01:22.

Score tied - 0 times.
Lead changed - 0 times.

GAME #3 • EASTERN ILLINOIS 80, IUPUI 79 (CHARLESTON, ILL.)

IUPUI 79 • 1-2